




2022



ANNUAL REPORT



# HEALTH DEPARTMENT STAFF

DeKalb County  
Health Department  
220 E 7<sup>th</sup> St., Suite 110  
Auburn, IN 46706

Monday-Friday  
8:30am – 4:30 pm

Phone: 260.925.2220  
Fax: 260.925.2090

[www.co.dekalb.in.us](http://www.co.dekalb.in.us)

Local Health Officer  
Dr. Mark Souder

Board President  
Dr. Jeffrey F. Stephens

Board Vice President  
Dr. Andrew Dirckson

Board Members  
Janis Arrington  
Thomas Hollabaugh  
Philip Chase  
Emilio J. Vasquez  
Justin Clark  
Orie Foster

Cheryl Lynch RN, PHN      Director/County Nurse

Debra Krafft BSN, RN      Public Health Nurse

Theresa Overy BSN, RN      Public Health Nurse

Cathy Manuel      Environmental Specialist

Bernie Sukala      Environmental Specialist

Katherine Rutledge      Vital Records Registrar

Kylie Reed      Vital Records Registrar

# INDIVIDUAL FUND REPORTS

**2022**

**HEALTH FUND (1159)**

Beginning Balance: January 1	\$ 395,744.53
Receipts	\$ 679,404.74
Disbursements	\$ 559,856.43
<b>Balance: December 31</b>	<b>\$ 515,292.84</b>

**HEALTH MAINTENANCE (1168)**

Beginning Balance: January 1	\$ 78,035.95
Receipts	\$ 34,531.52
Disbursements	\$ (19,999.45)
<b>Balance: December 31</b>	<b>\$ 92,568.02</b>

**2011 IN LHD Trust Acct Dist (1206)**

Beginning Balance: January 1	\$ 73,781.06
Receipts	\$ 23,262.23
Disbursements	\$ (12,026.12)
<b>Balance: December 31</b>	<b>\$ 85,017.17</b>

**Vaccine Purch & Admin Donation (4119)**

Beginning Balance: January 1	\$ 1,986.38
Receipts	\$ -
Disbursements	\$ (1,986.38)
<b>Balance: December 31</b>	<b>\$ - -</b>

**Public Health Bio-Ter (8113)**

Beginning Balance: January 1	\$ 2572.10
Receipts	\$ -
Disbursements	\$ -
<b>Balance: December 31</b>	<b>\$ 2572.10</b>

**CARES: Testing Site Grant (8902)**

Beginning Balance: January 1	\$ -
Receipts	\$ 100,000.00
Disbursements	\$ (50,000.00)
<b>Balance: December 31</b>	<b>\$ 50,000.00</b>

**Vaccine Public Assistance - FEMA (9156)**

Beginning Balance: January 1	\$ (5,408.51)
Receipts	\$ 5,408.51
Disbursements	\$ -
<b>Balance: December 31</b>	<b>\$ - -</b>

**\$ 745,450.13**

# 2022 RECEIPT TOTALS

Month	Birth	Death	Coroner	Septic	Genealogy	Food Service	Septic Installer	Amendment	Tattoo Parlor	Tattoo Artist	TB Test	Check To Auditor
January	\$ 990.00	\$ 1,774.75	\$ 515.25	\$ 240.00	\$ -	\$ 4,290.00	\$ -	\$ 10.00	\$ 250.00	\$ 50.00	\$ 80.00	\$ 8,200.00
February	\$ 1,010.00	\$ 1,751.50	\$ 508.50	\$ -	\$ -	\$ 6,120.00	\$ 480.00	\$ -	\$ 250.00	\$ 250.00	\$ 60.00	\$ 10,430.00
March	\$ 670.00	\$ 1,534.50	\$ 445.50	\$ 240.00	\$ -	\$ 2,575.00	\$ 180.00	\$ 10.00	\$ -	\$ -	\$ 140.00	\$ 5,795.00
April	\$ 1,700.00	\$ 1,604.25	\$ 465.75	\$ 660.00	\$ 20.00	\$ 1,880.00	\$ -	\$ -	\$ -	\$ -	\$ 80.00	\$ 6,410.00
May	\$ 390.00	\$ 325.50	\$ 94.50	\$ -	\$ -	\$ -	\$ 120.00	\$ -	\$ 250.00	\$ 50.00	\$ -	\$ 1,230.00
June	\$ 1,490.00	\$ 1,860.00	\$ 540.00	\$ 300.00	\$ 20.00	\$ 465.00	\$ 60.00	\$ 20.00	\$ -	\$ -	\$ 180.00	\$ 4,935.00
July	\$ 1,280.00	\$ 1,844.50	\$ 535.50	\$ 360.00	\$ -	\$ 645.00	\$ -	\$ 20.00	\$ -	\$ -	\$ 160.00	\$ 4,845.00
August	\$ 1,230.00	\$ 1,286.50	\$ 373.50	\$ 180.00	\$ -	\$ 370.00	\$ 60.00	\$ -	\$ -	\$ -	\$ 160.00	\$ 3,660.00
September	\$ 1,460.00	\$ 961.00	\$ 279.00	\$ 420.00	\$ -	\$ 400.00	\$ 120.00	\$ -	\$ -	\$ 100.00	\$ 160.00	\$ 3,900.00
October	\$ 910.00	\$ 891.25	\$ 258.75	\$ 480.00	\$ -	\$ 1,890.00	\$ 120.00	\$ 10.00	\$ -	\$ -	\$ 40.00	\$ 4,600.00
November	\$ 1,060.00	\$ 868.00	\$ 252.00	\$ 360.00	\$ -	\$ 100.00	\$ 60.00	\$ 10.00	\$ -	\$ 50.00	\$ 60.00	\$ 2,820.00
December	\$ 1,580.00	\$ 2,139.00	\$ 621.00	\$ 180.00	\$ -	\$ 780.00	\$ -	\$ -	\$ -	\$ -	\$ 40.00	\$ 5,340.00
												\$ 62,165.00
<b>Total</b>	<b>\$ 13,770.00</b>	<b>\$ 16,840.75</b>	<b>\$ 4,889.25</b>	<b>\$ 3,420.00</b>	<b>\$ 40.00</b>	<b>\$ 19,515.00</b>	<b>\$ 1,200.00</b>	<b>\$ 80.00</b>	<b>\$ 750.00</b>	<b>\$ 500.00</b>	<b>\$ 1,160.00</b>	<b>\$ 62,165.00</b>
	Birth Certicates	Death Certificates		Septic Permits	Genealogy		Septic Installers	Amendments				
	1377	2173		57	4		20	8				

# PUBLIC HEALTH STATISTICS

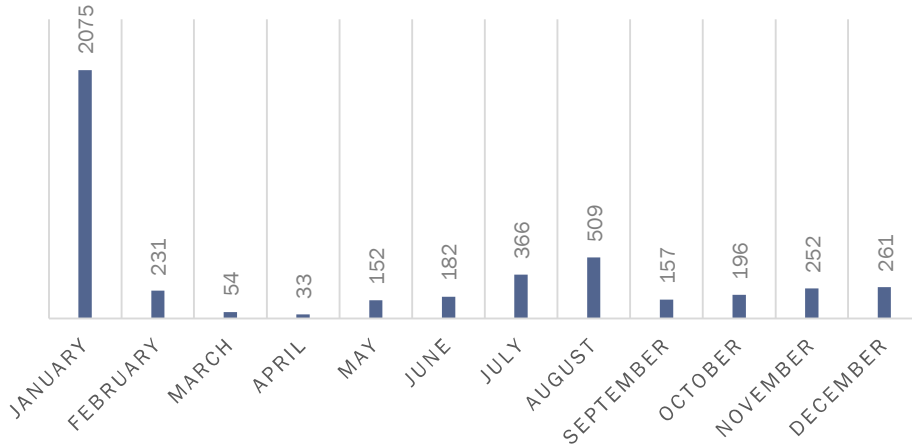


## Infectious Diseases Report 2022

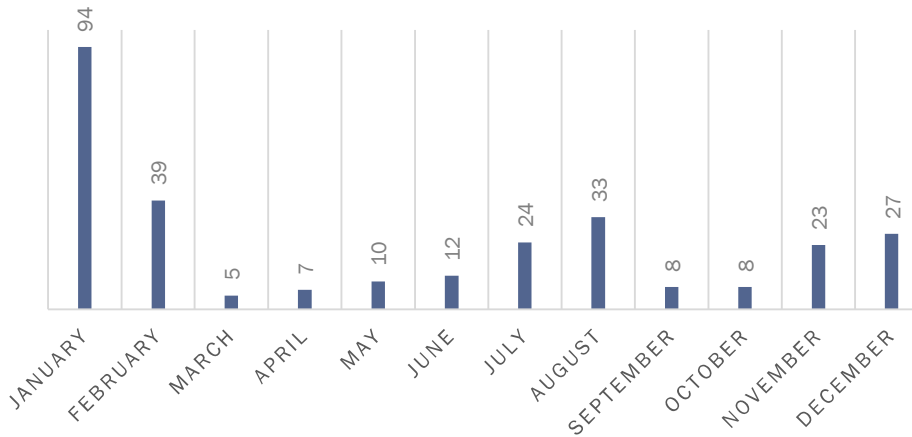
COVID-19	Confirmed		Histoplasmosis	Confirmed	0
	Probable			Probable	<5
Animal Bites		74	Latent Tuberculosis Infection	Confirmed	<5
CP-CRE	Confirmed	<5		Suspect	0
	Probable	0	Legionellosis	Confirmed	<5
Campylobacteriosis	Confirmed	5	Lyme Disease	Suspect	<5
	Probable	7	Salmonellosis	Confirmed	<5
Cryptosporidiosis	Confirmed	<5		Unknown	5
	Probable	0	Shigellosis	Probable	<5
Giardiasis	Confirmed	<5	Strep pneumoniae	Confirmed	7
	Probable	0		Probable	0
Haemophilus influenzae, invasive		<5	Streptococcal Disease, Group A	Confirmed	<5
Hepatitis A		0		Unknown	0
Hepatitis B (acute and chronic)	Confirmed	<5	Varicella	Confirmed	0
	Probable	<5		Probable	<5
	Unknown	<5	Yersiniosis	Confirmed	<5
Hepatitis C	Confirmed	16		Probable	<5
	Probable	<5			
	Unknown	<5			

# Covid - 19 Information

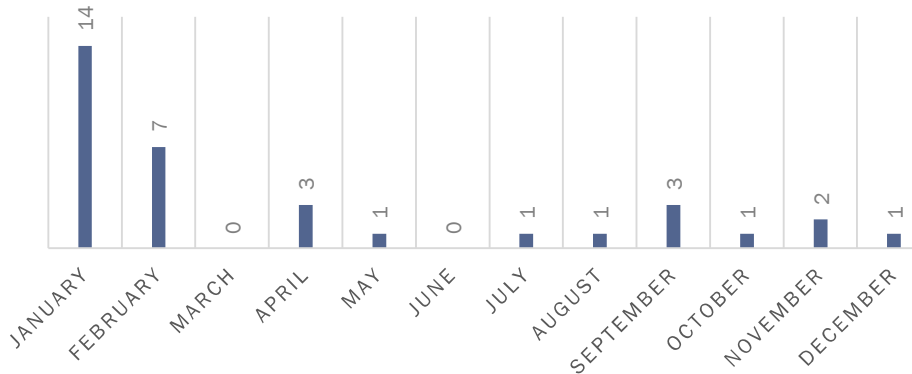
## REPORTED COVID-19 CASES



## HOSPITAL ADMISSIONS FOR COVID-19



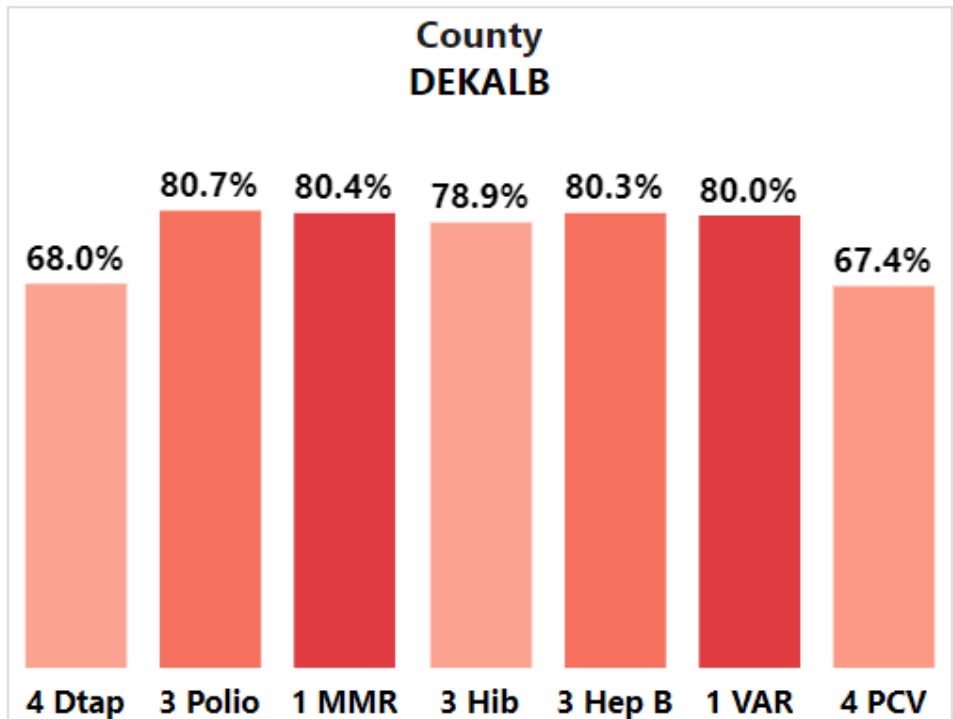
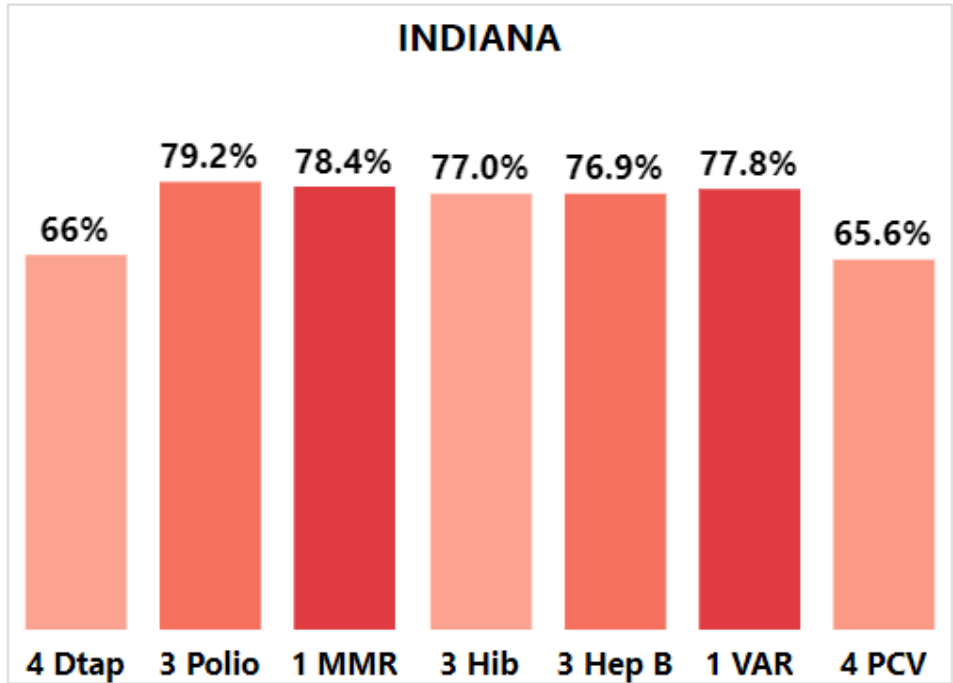
## COVID-19 DEATHS





### Completion Rate for 4:3:1:3:3:1:4 Immunization Series among Children 19-35 Months as of March 31st of the Selected Year with an Active Immunization Record in CHIRP

<b>Select Year:</b> 2022	<b>DEKALB County: % Change from previous year</b> -2.8%	<b>2022: DEKALB County's Completion Rate for Vaccination Series</b> 59.6%
-----------------------------	--	--



# VACCINE STATISTICS

Vaccines	0-2 Years	3-6 Years	7-12 Years	13-18 Years	19 Years & Over	Totals
Covid-19, mRNA	<5	9	9	6	99	126
Covid-19, bivalent booster	0	0	<5	<5	111	113
Influenza, Shot	37	25	33	23	553	671
Influenza, Intranasal	0	10	5	<5	0	17
HPV9	0	0	25	28	0	53
Tdap	0	0	37	12	34	83
All Other Routine Vaccines	428	230	50	89	43	840
	Total Patients		1043			
	Total Vaccines Given		1903			

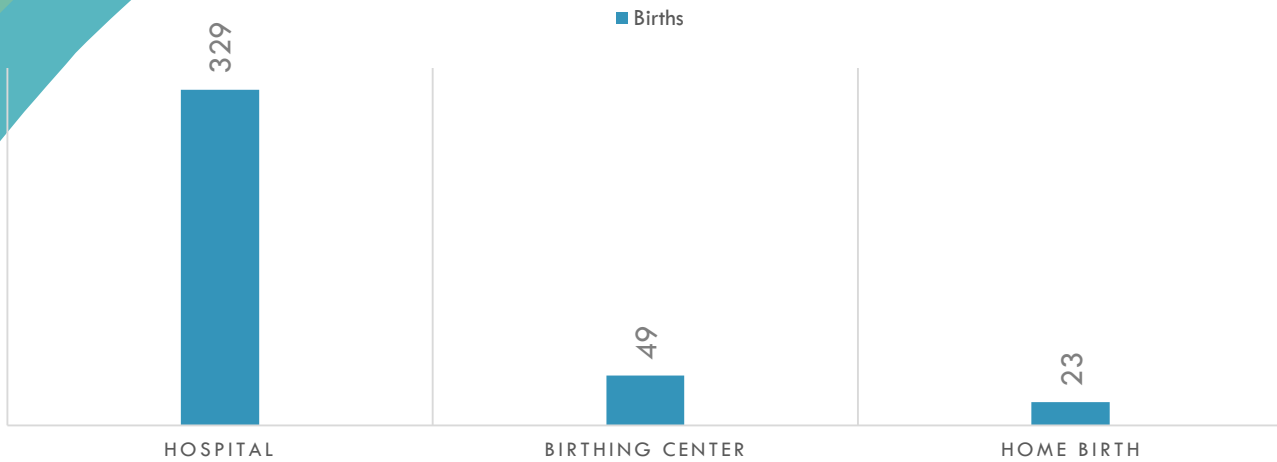
Child Vaccine Appointments Made in 2022: 603

Appointments Rescheduled/Canceled/No Show: 169

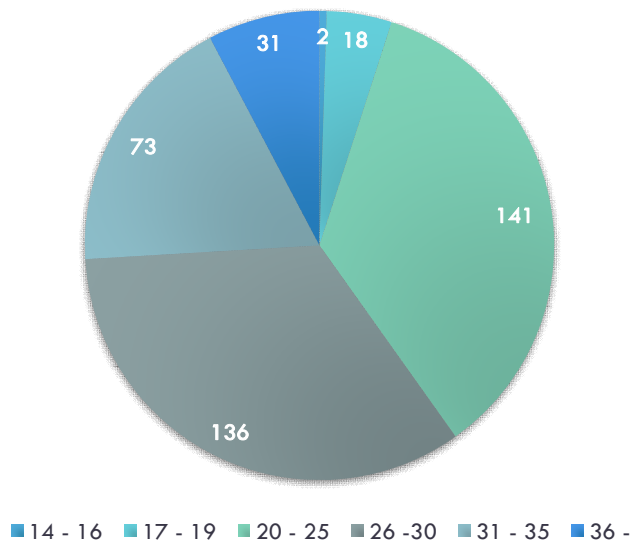


# Vital Records Statistics

## BIRTHS BY FACILITY



## DELIVERIES BY MATERNAL AGE



### TOTAL REGISTERED BIRTHS

MALES: 215

FEMALES: 186

SETS OF TWINS: 4

### MARITAL STATUS

CURRENTLY MARRIED: 250

UNMARRIED: 137

UNKNOWN: 14

# Vital Records Statistics

## DeKalb County Deaths

Death Certificates Filed 382  
 Death Certificates Issued 2049

Location of Death	2022
Decedent's Home	176
Hospital	42
Nursing Home/Long Term Care Facility	135
Other	29

Manner of Death	2022
Accident	6
Homicide	3
Natural	364
Suicide	7
Undetermined	2

AGE	2022
Under 1 Year	1
1 Year to 19 Years	1
20 Years to 30 Years	5
31 Years to 50 Years	22
51 Years to 70 Years	102
71 Years to 99 Years	247
100 Years Plus	4


Residency	2022
DeKalb County Resident	317
Non-Resident	65

### Top three Causes of Death

Heart Disease 30%

Cancer 19%

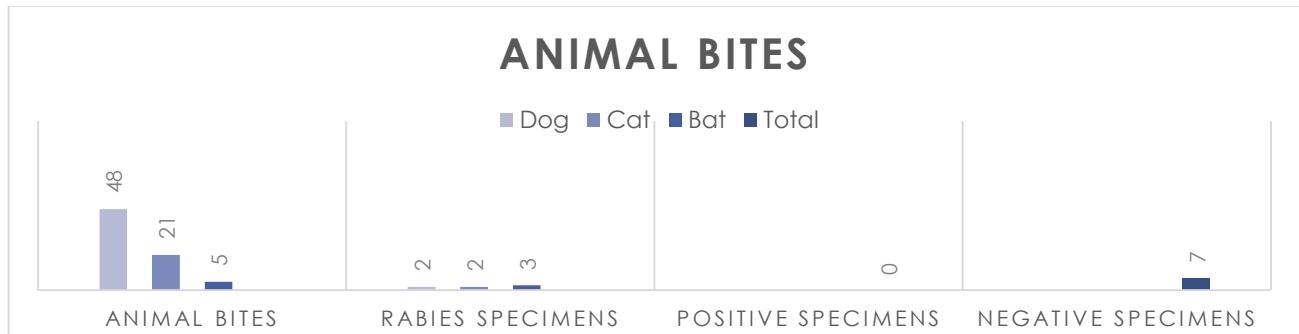
Alzheimer's /Dementia 15%



# Environmental Statistics 2022

Soil Evaluations	110	Types of Permits Issued:	
Systems Selection Worksheets	72	Gravity Flow New	11
Wetness Tests	83	Gravity Flow Replacement	0
Septic System Inspections	51	Flood Dosed New	9
Site Plan Reviews	81	Flood Dosed Replacement	1
Septic Abandonments	15	Elevated Sand Mound New	35
Pump & Haul Agreements	16	Elevated Sand Mound Replacement	1
Letters to Plan Commission/ILP	90	Elevated Sand Mound Commercial	2
Sewage Complaints	7	Temporary Septic Tank(until connected to sewer)	1
		Total Permits Issued:	60

# Environmental Statistics



## RFE Permits: 183

Routine Inspections Conducted	168
Follow-Up Inspections Conducted	4
Total # of RFE Inspections Conducted	172

## Mobile Food Permits

Mobile Food Permits Issued	23
Mobile Food Establishment Inspections Conducted	23

## Temporary Food Establishment

Temporary Food Establishment Permits Issued	115
Temporary Food Establishment Inspections Conducted	115
Bed & Breakfast Permits Issued	1
Bed & Breakfast Food Inspections Conducted	1
Food Related Complaints Received	21
Hearings for Non-compliance	0
Total Number of Plan Reviews	11

## Food Emergencies

Food Vehicle Accidents/Fires	0
Food Establishment Fires	0
Total # of Food Emergencies Handled	0

### **Tattoo/Body Piercing Permits**

Tattoo/Body Piercing Permits Issued	2
Tattoo/ Body Piercing Permits for Artists Issued	10
Tattoo/Body Piercing Inspections Conducted	2
Tattoo/Body Piercing Complaints Received	0

### **Complaints**

Housing/Rodents/Trash/Pest Complaints Received	45
Open Burning Complaints Received	2
Mold Complaints Received	21
Mosquitos/Standing Water Complaints Received	7

### **Meth Labs**

Meth Labs Reported to LHD	1
Meth Hearings	0

Swimming Pool Complaints	3
--------------------------	---

Court Cases & Hearing Appearances for Complaints	0
--	---